


# VALLEYS EAST





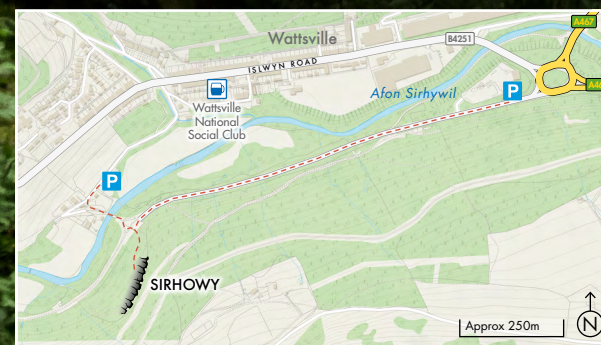
## Sirhowy






A popular crag with a good spread of grades. Seepage is present during the winter, but from Easter to October it is generally one of the drier crags. A few of the routes can even be climbed in the rain. Midges can be annoying on still summer evenings.

Climbing here is tolerated by the rangers of the picturesque Sirhowy Valley Country Park but the following should be noted to keep it this way: the gates at the main entrance close at 4.30 to 5.30pm. Please don't antagonise the rangers by leaving here at the last minute as they try to clear the car park 15 mins before closing. Try to be quiet during park open hours – no swearing, shouting etc., as families use the footpaths that pass very close to the quarry.

## Approach

Head up the A467 from J28 and the Country Park is signposted off the fourth roundabout. Park at the Sirhowy Valley Country Park entrance, just off the Full Moon roundabout, and walk down the asphalt road to the quarry. Alternatively, continue driving to the Pay and Display car park at the base of the quarry (but this must be vacated in the late afternoon).




-  Sport
-  Trad
-  5 mins
-  SW
-  NP11 7PU




More information  
online at: [swcw.org.uk](http://swcw.org.uk)



Main image: Tom Jordan on  
*Mawr, Mawr, Mawr* (F7a)


 Jamie MacLeod

Top: Ollie Burrows on  
*Queens of the Stone Age*  
(F6b+),

 Al Rosier

Above: Joe Williams on  
*Providence* (F6b+)

 Al Rosier



### The Rust Curtain

The first rock encountered from the car park is this clean leaning wall.

#### 1 The Waco Kid 10m F6b

The ramp at the far left of the crag.  
Alan Rosier, Robin McAllister 29.08.2016.

#### ★ 2 Gott in Himmel \* 10m F7a

A tough start snakes anti-clockwise around the blank initial bulge to an obvious projecting hold.  
Roy Thomas, Simon Coles 9.05.1996.

#### ★ 3 Butcher Heinrich \*\* 15m F7b

Crank straight up into the broad orange scoop to a big move for a creaky flake up and left. An F7a+ alternative starts up *Gott in Himmel* and breaks right at a flat undercut.  
Martin Crocker, Roy Thomas 1989.

The next three routes have a common start

#### ★ 4 Strange Little Boy \* 15m F6c+

Follow the crack and then break out left to a thin move on the headwall.  
Alan Rosier 29.08.2016.

#### ★ 5 Strange Little Girl \*\* 15m F6b+

The classic warm-up of the quarry. Follow the crack.  
Roy Thomas, Martin Crocker 1989.

#### ★ 6 King Ada \*\* 15m F7b

After a tricky start, a series of good but spaced holds lead to a blank section with a long move off a triangular pocket.  
Gary Gibson 7.04.1996.

#### ★ 7 Skanderbeg \*\* 15m F7b+

Bridge up to the double roofs and reach left to a spike. Continue with interest to the lower-off. An easier version shares a start with *King Ada*.  
Martin Crocker, Roy Thomas 11.06.1989

#### ★ 8 King Zog \*\* 15m F7a+

There is a hard move to pass the low roof.  
Martin Crocker, Roy Thomas 11.06.1989.

#### ★ 9 Face \* 15m F7b+

A testing start leads to a rest and thin face climbing.  
Gary Gibson 6.04.1996.

#### ★ 10 Mawr, Mawr, Mawr \*\* 20m F7a

Classic. Very pumpy climbing that saves the crux until last. Best to clip-stick the first staple and traverse in from the right.  
Gary Gibson 6.04.1996.

#### ★ 11 The Crimson King \*\* 15m F7a

Hard to start with some reachy moves. Lower-off to the left.  
Gary Gibson 6.04.1996.

#### ★ 12 Sunstone \* 15m F7a

Make an implausible crux move to get off the deck and tricky moves thereafter.

Alan Rosier, Ralph Giles 27.07.2007.

#### ★ 13 VIP Lunge \* 15m F6c

Another long reach to the lower-off.  
Roy Thomas, Gary Gibson 6.04.1996.

#### ★ 14 Hostility Suite \* 15m F6c

Pass the strip overhang to a delicate slab. The final break contains a fist jam which helps with the big stretch to the lower-off.

Roy Thomas, Gary Gibson 6.04.1996.

#### 15 Aedan's Arête

15m F6a+

The other warm up route. Not as easy as first appearances suggest.  
Alan Rosier, Ralph Giles 24.07.2007.

#### 16 King Krab 35m F7a

The pumpy crag traverse. Climb *Butcher Heinrich* to the break and follow it rightwards to the end of the wall. Finish up *Aedan's Arête*.

Alan Rosier, Bill Gregory 28.06.2008.

### Queen Wall

Immediately right of the Rust Curtain are some minor walls, 100m further right is a curved bay of clean and compact brown sandstone.

#### Left

#### ★ 17 A Poxy Queen \*

10m F6a+

Classic, hard move to the rail (no sneaking in from the right) then a mantel leads to glory.  
Roy Thomas, Goi Ashmore 27.09.2013.


#### ★ 18 Slip into the Queen \*

10m F6b+

A harder start to *A Poxy Queen* using the crimp and pocket. The rail is forbidden.  
Roy Thomas, Eugene Jones 29.09.2013.

#### ★ 19 Little Queen \* 10m F5+


A short disjointed crack at the top of the stepped ramp.  
Alan Rosier, Robin McAllister 30.06.2013.



Liv Pearson on *Roseetta Stoned* (F6a), pXXX  
Alan Rosier



Queen Wall Right



- ★ **20 Sheer Heart Attack \* 10m F7a+**  
A bouldery rising traverse culminating in a rockup to good crimps. Finish left.  
Alan Rosier, Robin McAllister 10.07.2013.
  - ★ **21 Deaf as a Post \* 10m F7a+**  
Gain a spike at the base of a short finger crack and make a couple of stiff pulls.  
Martin Crocker, Roy Thomas 1989.
- Right**
- ★ **22 Killer Queen \*\* 10m F7a**  
Start up the fine layaway crack. Power past this to jugs at the top.  
Alan Rosier, Roy Thomas 2.07.2013.
  - ★ **23 Drag Queen \* 10m F6a+**  
Follow the rightwards trending and sloping ramp to its end. A micro groove leads to a short crack on the left.  
Alan Rosier, Robin McAllister 30.06.2013.

- ★ **24 Queens of the Stone Age \*\* 10m F6b+**  
Halfway up the rightwards trending sloping ramp, move up to a narrow overlap. Style through this to finish up a short crack.  
Alan Rosier, Robin McAllister 25.06.2013.
- ★ **25 Raving Queen \* 10m F6b+**  
Boulder up a sharp layaway crack to meet the top of the sloping ramp. Finish as for *Drag Queen*.  
Alan Rosier, Robin McAllister 30.06.2013.
- ★ **26 The Queen is Dead \* 10m F6c**  
Make a blind move to a shot hole in the sloping ledge. Neat edging and undercutting soon leads to a lower-off on the left. An F6b version moves left into *Drag Queen*.  
Alan Rosier, Robin McAllister 30.06.2013.

Upper Tier Left



**Upper Tier**

Right of Queen Wall and up a steep bank lies the most accessible part of Sirhowy's upper tier. This area, comprising a barrel-shaped wall with a square cut arête on its right, bounds the left side of a bay at a higher level. The bay contains several amenable slab routes on its left and some short punchy routes on its right.

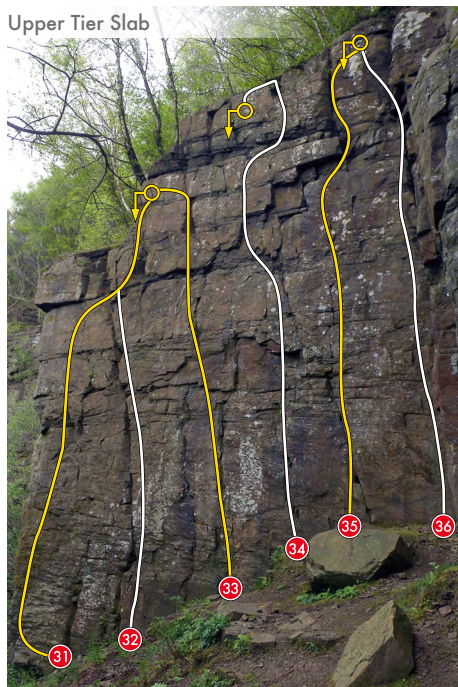
**Left**

- ★ **27 Buddha's Watching 15m F5**  
The steep and 'ledgy' wall between two cracks.  
Alan Rosier, Robert Heirene 16.03.2016.
- ★ **28 Providence 15m F6b+**  
The arête, on its right.  
Alan Rosier, Ollie Burrows, Joe Williams 26.05.2016.
- ★ **29 Psilocybic \* 15m F6c+**  
The jamming crack and pocketed headwall.  
Alan Rosier, Ollie Burrows 10.09.2015.
- ★ **30 Zeitgeist \*\* 15m E2 5c**  
By far and away the best trad route in the quarry. At the very bottom of both the technical and adjectival grade. It will eat as many cams as you can throw at it, so take a full set.  
Alan Rosier, Robin McAllister 3.09.2015.

**Upper Tier Slab**

- ★ **31 Forgotten Ground 10m F6a**  
The right side of the arête.  
Alan Rosier, Robin McAllister 9.07.2015.
- ★ **32 Approaching the Nadir \* 10m F6a**  
A diagonal jamming crack. Finishes at the high arête.  
Alan Rosier, Robin McAllister 2 5.06.2015.
- ★ **33 Hooker with a Penis \* 10m F6a+**  
Start up a comforting finger crack and continue up on face holds where this peters out.  
Alan Rosier, Robin McAllister 25.06.2015.
- ★ **34 Lateralus \* 10m F6b**  
The centre of the slab with a committing finishing move to the right of the lower-off.  
Alan Rosier, Robin McAllister 11.06.2015.
- ★ **35 Rosetta Stoned \* 10m F6a**  
The right hand side of the slab, skirting the overlap on its right.  
Alan Rosier, Robin McAllister 17.06.2015.
- ★ **36 Stinkfist \* 10m F6a**  
The wide corner crack converges with the previous route at the top.  
Alan Rosier, Robin McAllister 30.06.2015.

Upper Tier Slab



**Right**

- 37 Intension 10m F6b+**

Tackles the shallow corner in the centre of the buttress direct.  
Alan Rosier, Robin McAllister 25.06.2015.
- ★ **38 Third Eye \* 10m F6b**

The arête formed by the left side of the deep chimney (no bridging!).  
Robin McAllister, Alan Rosier, Nik Goile 28.06.2015.
- 39 The Grudge \* 10m F6c**


The cracks right of the chimney.  
Alan Rosier 17.06.2015.
- 40 Jambi \* 10m F6b+**

A snaking crack in the right side of the buttress.  
Alan Rosier, Robin McAllister 17.06.2015.
- 41 Prison Sex 10m F5**

A bolted squeeze chimney. Nice!  
Alan Rosier, Robin McAllister (Alt. Leads) 30.06.2015.
- 42 The Outsider 10m F5**

Climb the hand-crack in the slim tower, teetering over the abyss. Finish as for *Prison Sex*.  
Alan Rosier, Robin McAllister 30.06.2015.

Upper Tier Right



**Upper Upper Tier**

- The highest part of the quarry can be seen directly above Queen Wall. This terrace catches evening summer sun and stays pretty dry. To access, ascend the wooded bank right of Queen Wall (probably terrifying for indoor wall climbers). Follow the in-situ ropes to reach the right side of a broken terrace.
- ★ **43 Rum \* 10m F6a+**

Big flake and wide crack in the headwall.  
Roy Thomas, Alan Rosier 20.10.2017.
- 44 Sodomy 10m F6b**

Up to a lower-off shared with Rum.  
Roy Thomas, Nick O'Neil 17.11.2017.
- ★ **45 The Lash \* 10m F6a**

The long diagonal crack. Good layaway start.  
Roy Thomas, Alan Rosier 20.10.2017.
- ★ **46 Sun and Air \* 10m F6b**

Diagonal crack and headwall.  
Alan Rosier, Aedan Rosier 1.11.2017.
- 47 Roktoberfest 15m F6b+**

More crimping up the steep face between cracks.  
Alan Rosier, Nik Goile 15.10.2017.
- ★ **48 Stroh \* 15m F6c**

A "rum" starting sequence leads to sustained sandstone crimping up the steep wall. Finishes via the well cleaned groove to the left.  
Alan Rosier, Nik Goile 15.10.2017.
- 49 Emotion Bucket 15m F6b+**

Blocky flake and crack, the difficulty increases with height, awkward.  
Alan Rosier, Roy Thomas 12.10.2017.
- ★ **50 Tasters Choice \* 15m F6c**

Bridge up the arch, pull through the centre of the overhang and climb through the shield of rock above.  
Alan Rosier, Roy Thomas 12.10.2017.
- ★ **51 Pooty Tang \* 10m F6b+**

Starts up the curving flake. The pump increases as the orange face steepens.  
Alan Rosier, Roy Thomas 6.10.2017.
- ★ **52 Testostorange \* 10m F6b**

Start up the corner flake and quickly break out onto the overhanging orange face. Steeper than it looks.  
Alan Rosier, Roy Thomas 6.10.2017.